



Lecture #02

Carnegie Mellon University

# ADVANCED DATABASE SYSTEMS

In-Memory Databases

@Andy\_Pavlo // 15-721 // Spring 2018

# TODAY'S AGENDA

---

Background

In-Memory DBMS Architectures

Early Notable In-Memory DBMSs

Peloton Overview

Project #1



# BACKGROUND

---

Much of the history of DBMSs is about dealing with the limitations of hardware.

Hardware was much different when the original DBMSs were designed:

- Uniprocessor (single-core CPU)
- RAM was severely limited.
- The database had to be stored on disk.
- Disk is slow. No seriously, I mean really slow.



# BACKGROUND

---

But now DRAM capacities are large enough that most databases can fit in memory.

- Structured data sets are smaller.
- Unstructured or semi-structured data sets are larger.

So why not just use a "traditional" disk-oriented DBMS with a really large cache?



# DISK-ORIENTED DBMS

---

The primary storage location of the database is on non-volatile storage (e.g., HDD, SSD).

→ The database is organized as a set of fixed-length blocks called **slotted pages**.

The system uses an in-memory (volatile) buffer pool to cache blocks fetched from disk.

→ Its job is to manage the movement of those blocks back and forth between disk and memory.

# BUFFER POOL

---

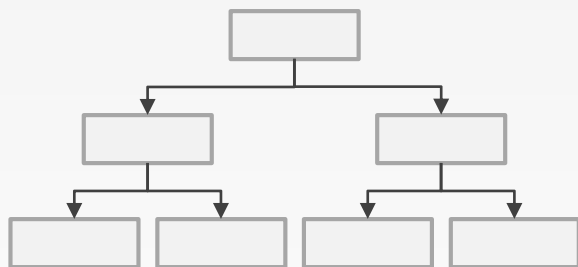
When a query accesses a page, the DBMS checks to see if that page is already in memory:

- If it's not, then the DBMS has to retrieve it from disk and copy it into a frame in its buffer pool.
- If there are no free frames, then find a page to evict.
- If the page being evicted is dirty, then the DBMS has to write it back to disk.


Once the page is in memory, the DBMS translates any on-disk addresses to their in-memory addresses.

# DATA ORGANIZATION

*Index*



*Page Table*



*Buffer Pool*

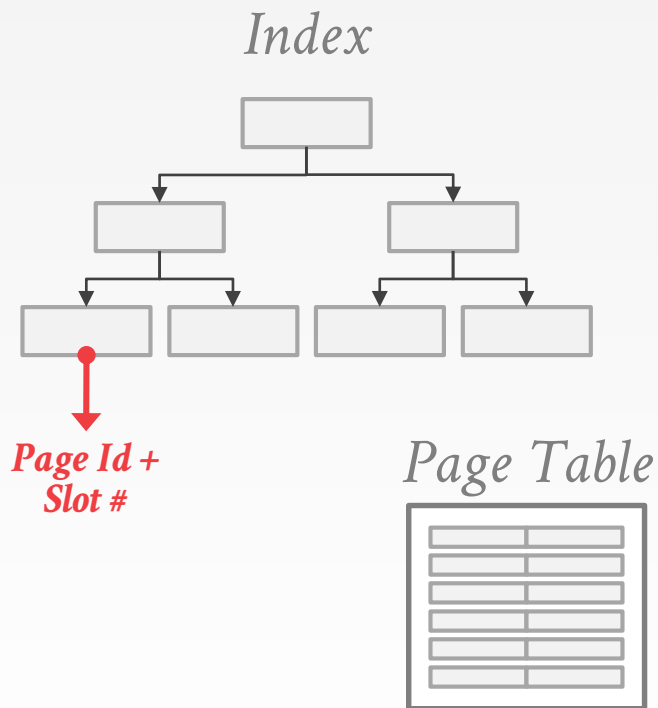


*Database (On-Disk)*



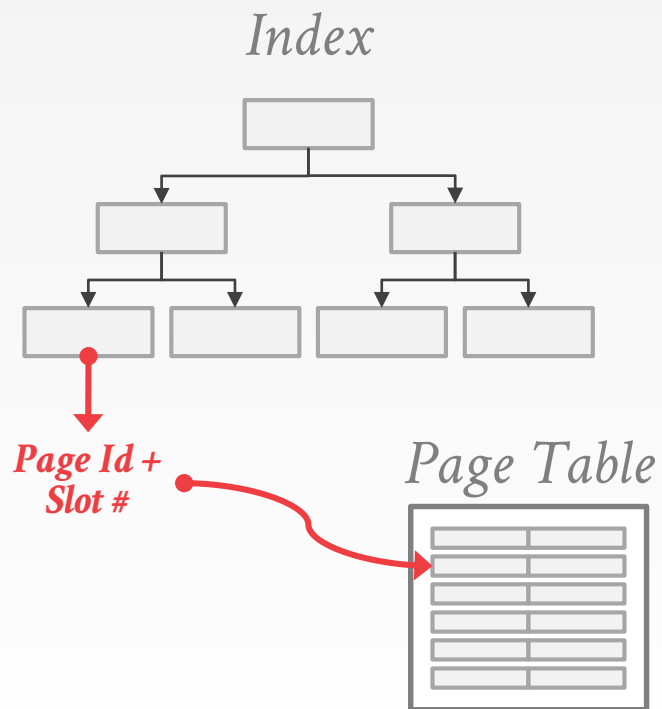
*Slotted Pages*

# DATA ORGANIZATION

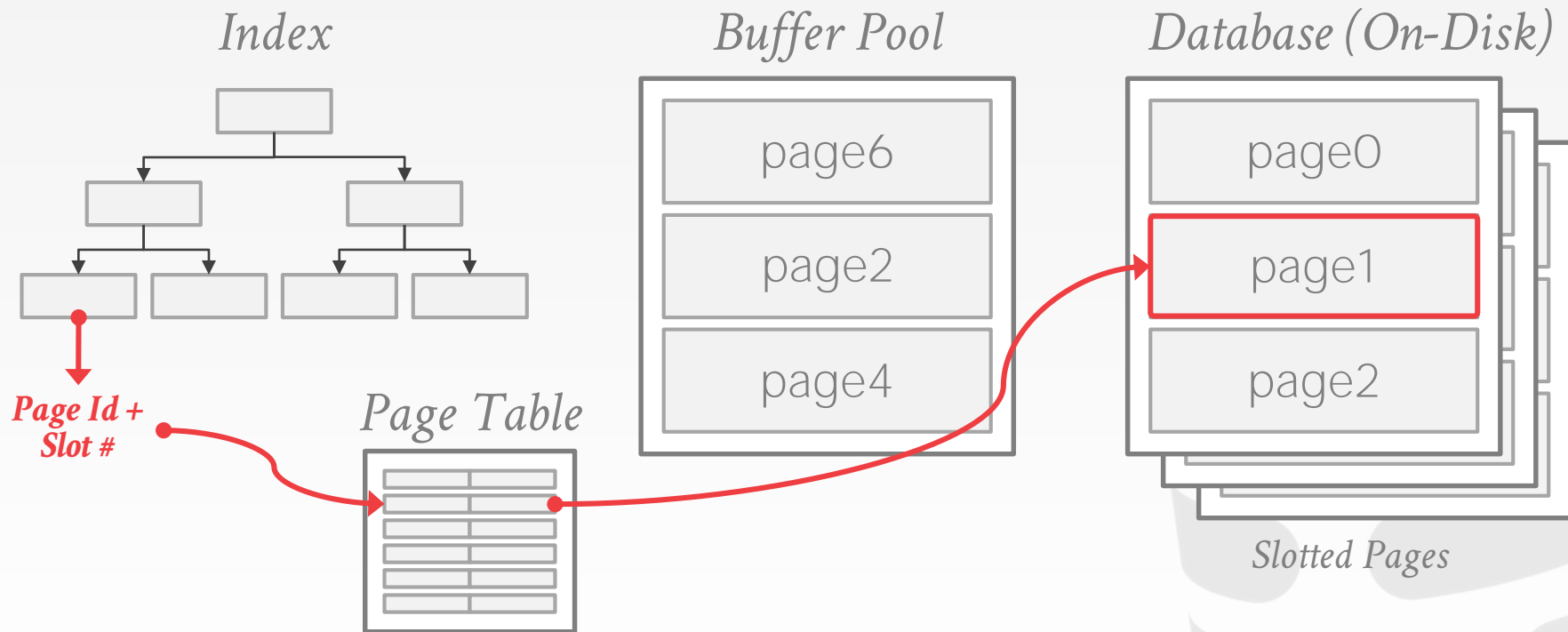




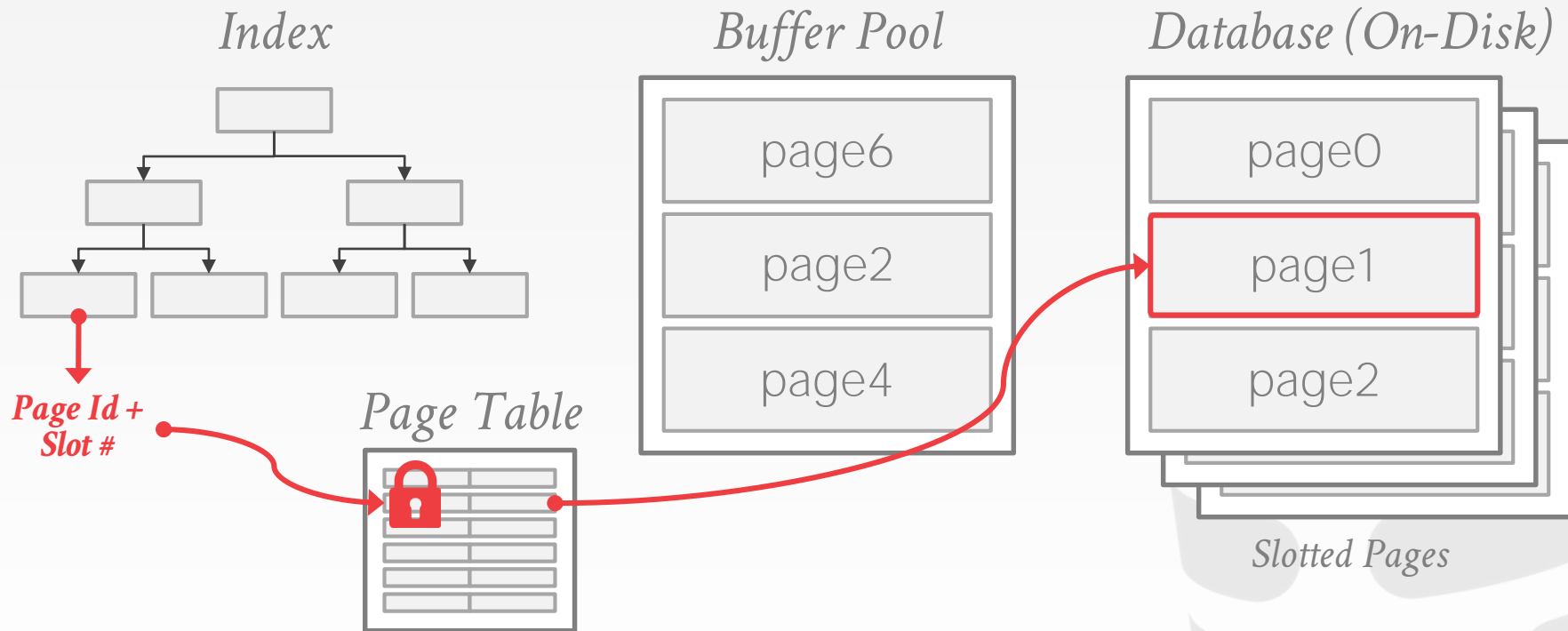
# DATA ORGANIZATION



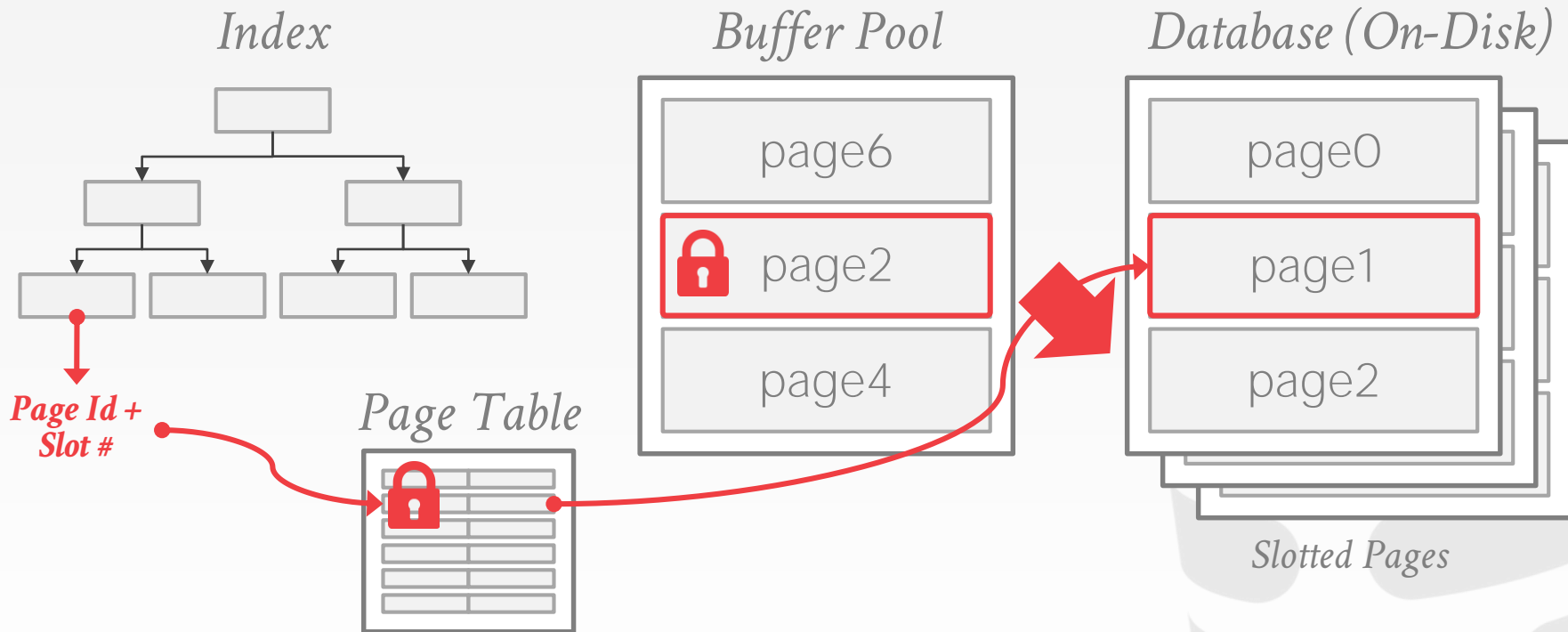
# DATA ORGANIZATION



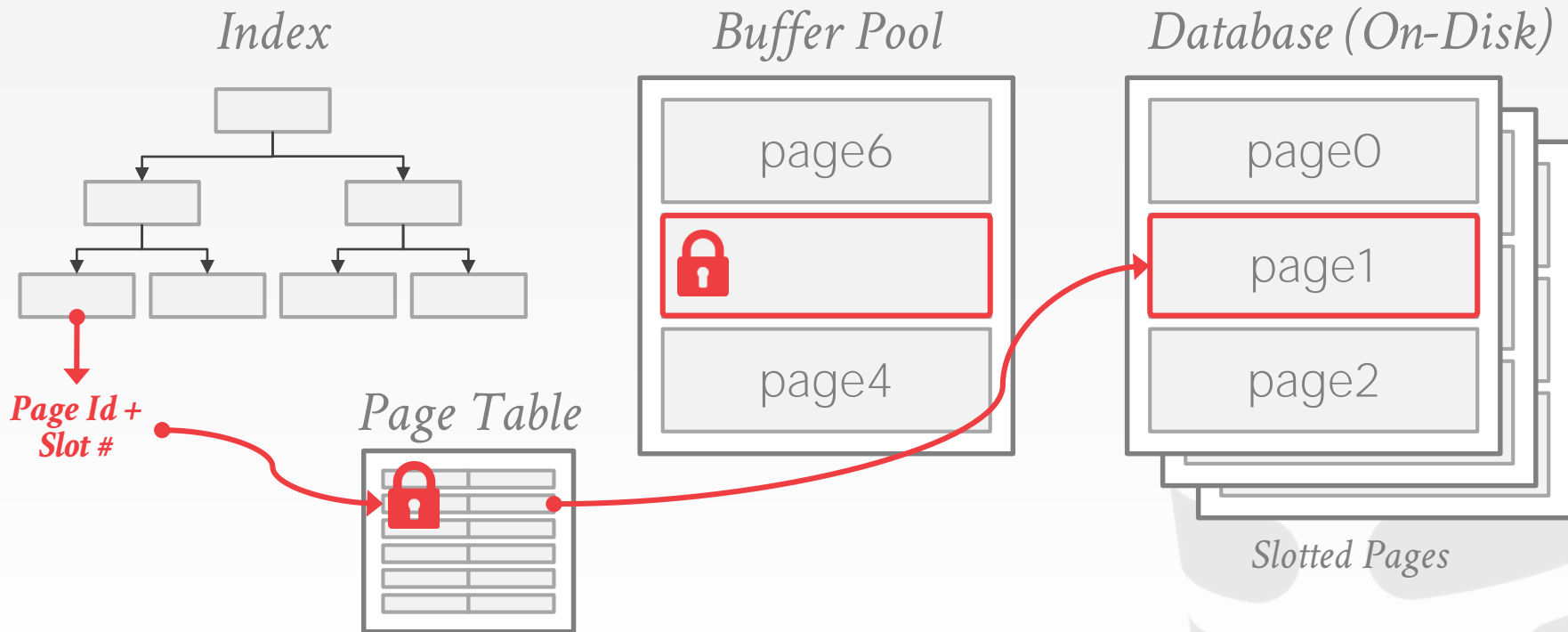
# DATA ORGANIZATION



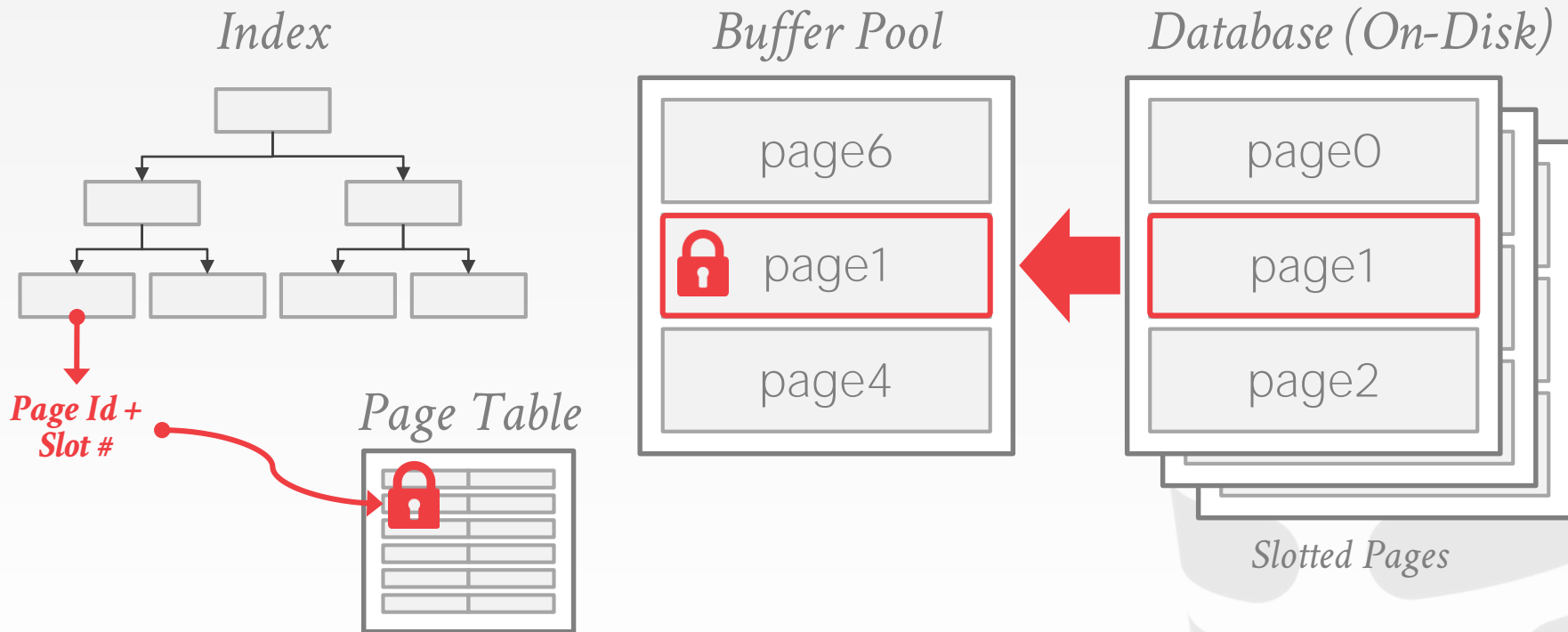
# DATA ORGANIZATION



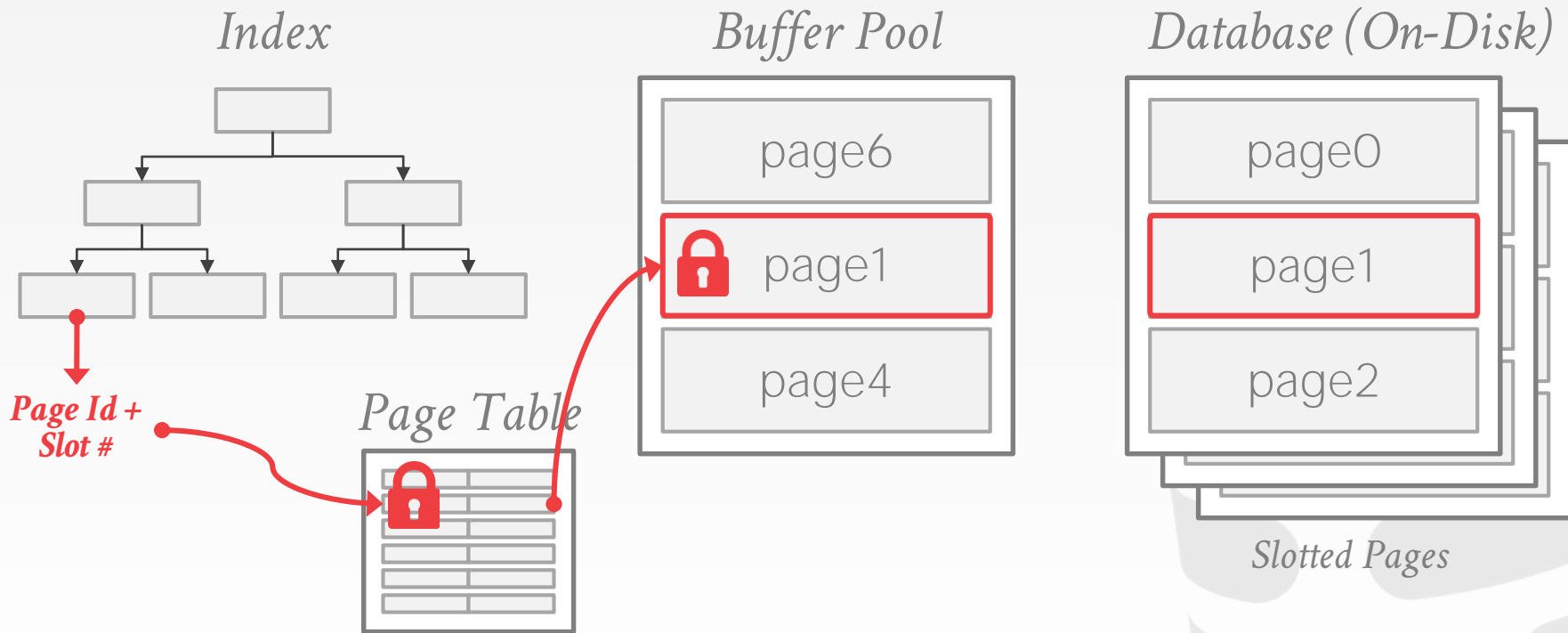
# DATA ORGANIZATION



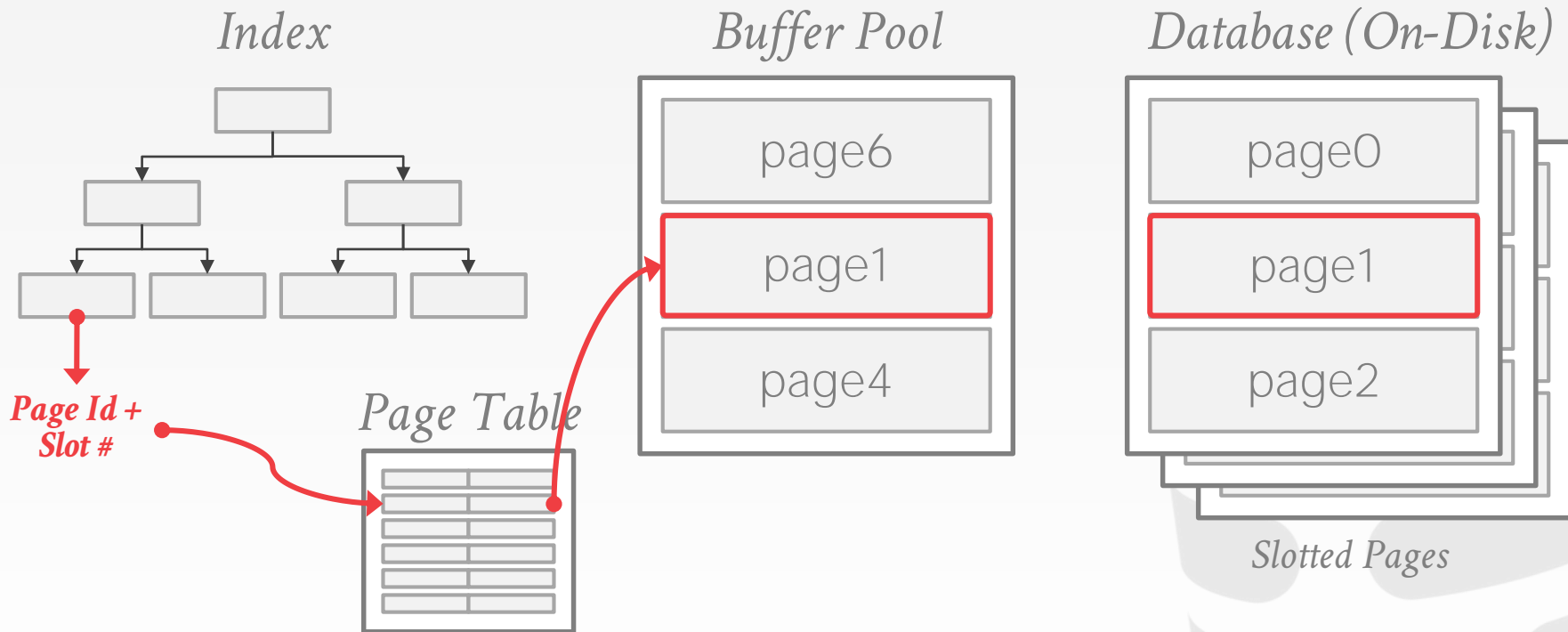
# DATA ORGANIZATION



# DATA ORGANIZATION



# DATA ORGANIZATION





# BUFFER POOL

---

Every tuple access has to go through the buffer pool manager regardless of whether that data will always be in memory.

- Always have to translate a tuple's record id to its memory location.
- Worker thread has to **pin** pages that it needs to make sure that they are not swapped to disk.



# CONCURRENCY CONTROL

---

In a disk-oriented DBMS, the system assumes that a txn could stall at any time when it tries to access data that is not in memory.

Execute other txns at the same time so that if one txn stalls then others can keep running.

- Has to set locks and latches to provide ACID guarantees for txns.
- Locks are stored in a separate data structure to avoid being swapped to disk.

# LOCKS VS. LATCHES

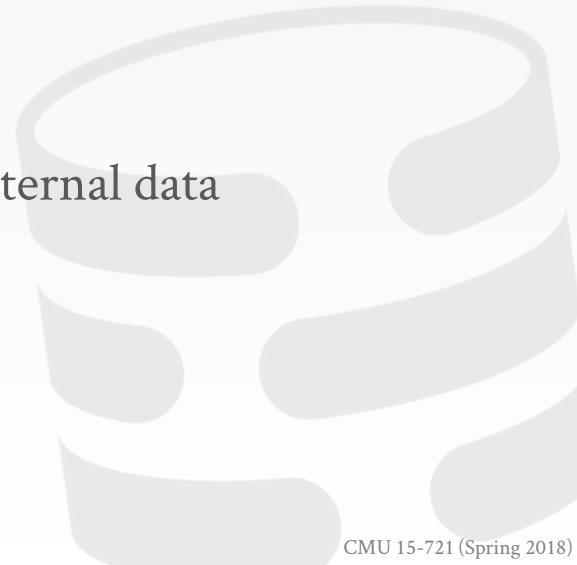
---

## Locks

- Protects the database's logical contents from other txns.
- Held for txn duration.
- Need to be able to rollback changes.

## Latches

- Protects the critical sections of the DBMS's internal data structures from other threads.
- Held for operation duration.
- Do not need to be able to rollback changes.



A SURVEY OF B-TREE LOCKING TECHNIQUES  
TODS 2010

# LOCKS VS. LATCHES

---

	<i>Locks</i>	<i>Latches</i>
<b>Separate...</b>	User transactions	Threads
<b>Protect...</b>	Database Contents	In-Memory Data Structures
<b>During...</b>	Entire Transactions	Critical Sections
<b>Modes...</b>	Shared, Exclusive, Update, Intention	Read, Write
<b>Deadlock</b>	Detection & Resolution	Avoidance
<b>...by...</b>	Waits-for, Timeout, Aborts	Coding Discipline
<b>Kept in...</b>	Lock Manager	Protected Data Structure

# LOGGING & RECOVERY

---

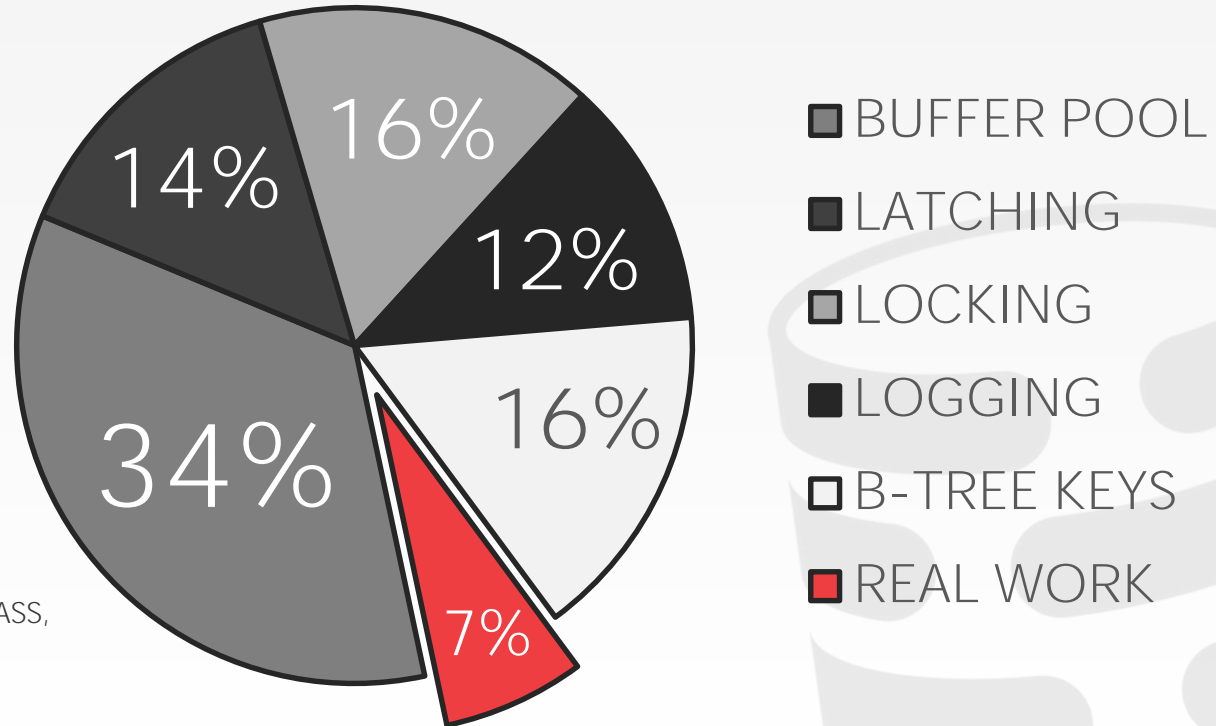
Most DBMSs use **STEAL + NO-FORCE** buffer pool policies, so all modifications have to be flushed to the WAL before a txn can commit.

Each log entry contains the before and after image of record modified.

Lots of work to keep track of LSNs all throughout the DBMS.

# DISK-ORIENTED DBMS OVERHEAD

*Measured CPU Instructions*



OLTP THROUGH THE LOOKING GLASS,  
AND WHAT WE FOUND THERE  
SIGMOD, pp. 981-992, 2008.

# IN-MEMORY DBMSS

---

Assume that the primary storage location of the database is **permanently** in memory.

Early ideas proposed in the 1980s but it is now feasible because DRAM prices are low and capacities are high.



# BOTTLENECKS

---

If I/O is no longer the slowest resource, much of the DBMS's architecture will have to change account for other bottlenecks:

- Locking/latching
- Cache-line misses
- Pointer chasing
- Predicate evaluations
- Data movement & copying
- Networking (between application & DBMS)





# STORAGE ACCESS LATENCIES

	L3	DRAM	SSD	HDD
<b>Read Latency</b>	~20 ns	60 ns	25,000 ns	10,000,000 ns
<b>Write Latency</b>	~20 ns	60 ns	300,000 ns	10,000,000 ns



LET'S TALK ABOUT STORAGE & RECOVERY  
METHODS FOR NON-VOLATILE MEMORY  
DATABASE SYSTEMS  
SIGMOD, pp. 707-722, 2015.

# DATA ORGANIZATION

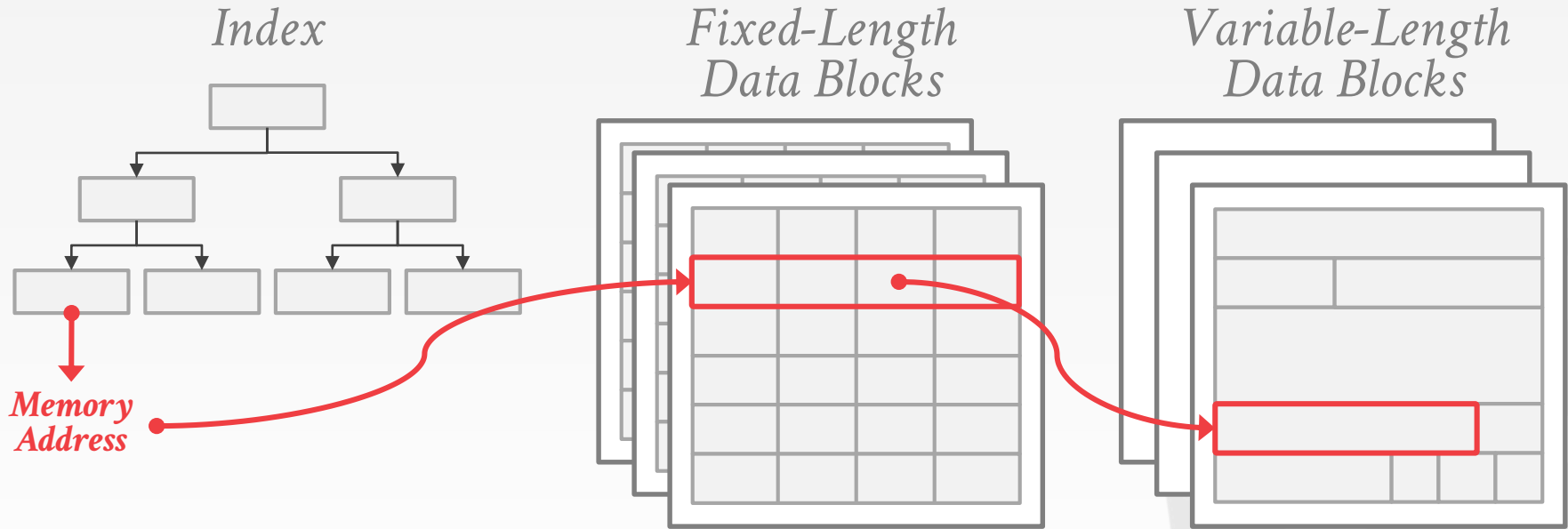
---

An in-memory DBMS does not need to store the database in slotted pages but it will still organize tuples in blocks/pages:

- Direct memory pointers vs. record ids
- Fixed-length vs. variable-length data pools
- Use checksums to detect software errors from trashing the database.

The OS organizes memory in pages too. We will cover this later.

# DATA ORGANIZATION



# WHY NOT MMAP?


---

Memory-map (**mmap**) a database file into DRAM and let the OS be in charge of swapping data in and out as needed.

Use **madvise** and **msync** to give hints to the OS about what data is safe to flush.

Notable **mmap** DBMSs:

- MongoDB (pre WiredTiger)
- MonetDB
- LMDB



# WHY NOT MMAP?

---

Using **mmap** gives up fine-grained control on the contents of memory.

- Cannot perform non-blocking memory access.
- The "on-disk" representation has to be the same as the "in-memory" representation.
- The DBMS has no way of knowing what pages are in memory or not.
- Various mmap-related syscalls are not portable.

A well-written DBMS **always** knows best.

# CONCURRENCY CONTROL

---

Observation: The cost of a txn acquiring a lock is the same as accessing data.

In-memory DBMS may want to detect conflicts between txns at a different granularity.

- **Fine-grained locking** allows for better concurrency but requires more locks.
- **Coarse-grained locking** requires fewer locks but limits the amount of concurrency.

# CONCURRENCY CONTROL


---

The DBMS can store locking information about each tuple together with its data.

→ This helps with CPU cache locality.

→ Mutexes are too slow. Need to use CAS instructions.

New bottleneck is contention caused from txns trying access data at the same time.



# INDEXES

---

Specialized main-memory indexes were proposed in 1980s when cache and memory access speeds were roughly equivalent.

But then caches got faster than main memory:

→ Memory-optimized indexes performed worse than the B+trees because they were not cache aware.

Indexes are usually rebuilt in an in-memory DBMS after restart to avoid logging overhead.



# QUERY PROCESSING

---

The best strategy for executing a query plan in a DBMS changes when all of the data is already in memory.

→ Sequential scans are no longer significantly faster than random access.

The traditional **tuple-at-a-time** iterator model is too slow because of function calls.

→ This problem is more significant in OLAP DBMSs.

# LOGGING & RECOVERY

---

The DBMS still needs a WAL on non-volatile storage since the system could halt at anytime.

- Use **group commit** to batch log entries and flush them together to amortize **fsync** cost.
- May be possible to use more lightweight logging schemes (e.g., only store redo information).

But since there are no "dirty" pages, there is no need to maintain LSNs all throughout the system.

# LOGGING & RECOVERY

---

The system also still takes checkpoints to speed up recovery time.

Different methods for checkpointing:

- Old idea: Maintain a second copy of the database in memory that is updated by replaying the WAL.
- Switch to a special “copy-on-write” mode and then write a dump of the database to disk.
- Fork the DBMS process and then have the child process write its contents to disk.

# LARGER-THAN-MEMORY DATABASES

---

DRAM is fast, but data is not accessed with the same frequency and in the same manner.

→ Hot Data: OLTP Operations

→ Cold Data: OLAP Queries

We will study techniques for how to bring back disk-resident data without slowing down the entire system.



# NON-VOLATILE MEMORY

---

Emerging hardware that is able to get almost the same read/write speed as DRAM but with the persistence guarantees of an SSD.

→ Also called *storage class memory*

→ Examples: Phase-Change Memory, Memristors

It's not clear how to build a DBMS to operate on this kind memory.

Again, we'll cover this topic later.



# NOTABLE IN-MEMORY DBMSs

---

Oracle TimesTen

Dali / DataBlitz

Altibase

P\*TIME

SAP HANA

VoltDB / H-Store

Microsoft Hekaton

Harvard Silo

TUM HyPer

MemSQL

IBM DB2 BLU

Apache Geode



# TIMESTEN

---

Originally SmallBase from HP Labs in 1995.


Multi-process, shared memory DBMS.

→ Single-version database using two-phase locking.

→ Dictionary-encoded columnar compression.

Bought by Oracle in 2005.

Can work as a cache in front of Oracle DBMS.



ORACLE TIMESTEN: AN IN-MEMORY  
DATABASE FOR ENTERPRISE APPLICATIONS  
VLDB, pp. 1033-1044, 2004.

# DALI / DATABLITZ

---

Developed at AT&T Labs in the early 1990s.

Multi-process, shared memory storage manager using memory-mapped files.

Employed additional safety measures to make sure that erroneous writes to memory do not corrupt the database.

- Meta-data is stored in a non-shared location.
- A page's checksum is always tested on a read; if the checksum is invalid, recover page from log.



DALI: A HIGH PERFORMANCE MAIN  
MEMORY STORAGE MANAGER  
VLDB, pp. 48-59, 1994.



# P\*TIME

---


Korean in-memory DBMS from the 2000s.

Performance numbers are still impressive.

Lots of interesting features:

- Uses differential encoding (XOR) for log records.
- Hybrid storage layouts.
- Support for larger-than-memory databases.

Sold to SAP in 2005. Now part of HANA.



 P\*TIME: HIGHLY SCALABLE OLTP DBMS FOR  
MANAGING UPDATE-INTENSIVE STREAM WORKLOAD  
VLDB, pp. 1033-1044, 2004.



# PELTON DBMS

---

## CMU's in-memory hybrid relational DBMS

- Latch-free Multi-version concurrency control.
- Latch-free Bw-Tree Index
- LLVM-based Execution Engine
- Tile-based storage manager.
- Multi-threaded architecture.
- ~~Write Ahead Logging + Checkpoints~~
- Cascades-style Query Optimizer
- Zone Maps
- PL/pgSQL UDFs (preliminary)

Currently supports some of SQL-92.



# PROJECT #1

---

Implement the SQL String Functions

- **UPPER()**
- **LOWER()**
- **CONCAT()**

You only need to support two arguments for the **CONCAT** function.

This project is meant to help you understand how our query code generation engine works.

# PROJECT #1

---

Step #1 – Implement the String Functions

Step #2 – Register the Functions in the Catalog

Step #3 – Add Function Proxies



# PROJECT #1 – TESTING

---

We are providing you with a basic C++ unit test for you check your implementation.

We also have a SQL batch script that will execute a couple different queries.

We strongly encourage you to do your own additional testing.



# PROJECT #1 – GRADING

---

We will run additional tests beyond what we provided you for grading.

We will also use gcc sanitize when testing your code.

All source code must pass ClangFormat syntax formatting checker.

→ See Peloton [documentation](#) for formatting guidelines

# DEVELOPMENT ENVIRONMENT

---

Peloton only builds on 64-bit Linux and OSX.

You can also do development on a VM.

→ We have a Vagrant config file to automatically create a development Ubuntu 14.04 VM for you.

This is CMU so I'm going to assume that each of you are capable of getting access to a machine.

# PROJECT #1

---

**Due Date:** January 29<sup>th</sup> @ 11:59pm

Projects will be turned in using Autolab.

**Recitation:** Tuesday January 23<sup>rd</sup> @ 5:00pm in  
GHC 9115.

Full description and instructions:

<http://15721.courses.cs.cmu.edu/spring2018/project1.html>



# PARTING THOUGHTS


---

Disk-oriented DBMSs are a relic of the past.

→ Most databases fit entirely in DRAM on a single machine.

The world has finally become comfortable with in-memory data storage and processing.

Never use **mmap** for your DBMS.



# NEXT CLASS

---

## Query Code Generation + Compilation

